




# WEST OAK LANE CHARTER SCHOOL

## 2021-22 SCHOOL PROGRESS REPORT ON EDUCATION AND EQUITY

School Code | 3314 Sector | Charter Network | Charters  
Principal Name | Charletta Zeigler  
Address | 7115 Stenton Ave  
Phone | 215-927-7995 Website | wolcs.org  
Report Type | K-8 School Grades in Report | K-8  
Admissions Category | Citywide  
Turnaround Model | N/A  
Receives HS Report | No  
Oct 1 Enrollment | 1000

### Student Enrollment and Demographics



- 0.0% American Indian / Alaskan Native
- 0.2% Asian
- 99.3% Black / African American
- 0.1% Hispanic / Latino
- 0.3% Multi Racial / Other
- 0.0% Native Hawaiian / Pacific Islander
- 0.1% White

1027

Total Number of Students Served for  
10+ Days Over the Year

16.0%

% Students with IEPs

0.0%

% English Learners

99.8%

% Economically Disadvantaged

### Student Attendance

59.5%

% Students Attending at Least 95%  
of Instructional Days

81.2%

% Students Attending at Least 90%  
of Instructional Days

### Score Level

Level 5

### Performance

At or Above Target in **22.2 %**  
2 out of 9 Eligible Metrics


### Improvement

Insufficient Data for Score

### Goal Performance (All Students)

GOAL 1 | PSSA ELA % of Students Proficient  
or Advanced (Grades 3-8)

Score: **35.4 %**




-7.1 pts from 2021-2022 target

NOT MEETING

no data prior year

GOAL 2 | PSSA ELA % of Students Proficient  
or Advanced (Grade 3)

Score: **22.3 %**



-17.0 pts from 2021-2022 target

NOT MEETING

no data prior year

GOAL 3 | PSSA Math % of Students Proficient  
or Advanced (Grades 3-8)

Score: **6.5 %**



-22.2 pts from 2021-2022 target

NOT MEETING

no data prior year

- Meeting Target
- Not Meeting Target

### Performance

Insufficient Data  
for Score

### Improvement

Insufficient Data  
for Score

### Level

#### American Indian / Alaskan Native

Insufficient Data  
for Score

Insufficient Data  
for Score

#### Asian

Insufficient Data  
for Score

Insufficient Data  
for Score

#### Black / African American

Insufficient Data  
for Score

Insufficient Data  
for Score

#### Hispanic / Latino

Insufficient Data  
for Score

Insufficient Data  
for Score

#### Multi Racial / Other

Insufficient Data  
for Score

Insufficient Data  
for Score

#### Native Hawaiian / Pacific Islander

Insufficient Data  
for Score

Insufficient Data  
for Score

#### White

Insufficient Data  
for Score

Insufficient Data  
for Score

#### English Learners

Insufficient Data  
for Score

Insufficient Data  
for Score

#### Students with IEPs

Insufficient Data  
for Score

Insufficient Data  
for Score

#### Economically Disadvantaged

Insufficient Data  
for Score

Insufficient Data  
for Score

# Reading/ELA: Every Student Reads On or Above Grade Level

## Goal 1 - Reading Grades 3-8

School Code | 3314 School Name | West Oak Lane Charter School

**Goal 1:** The percentage of students in grades 3-8 who are proficient on the state ELA assessment will grow from 35.7% in August 2019 to 65.0% by August 2026

### PSSA ELA: % of Students Proficient or Advanced, Grades 3-8

**All Students, 590 students**

**Score: 35.4 %**



**2021-2022 Target: 42.5 %**

-7.1 pts from target

**2025-2026 Goal: 65.0 %**

-29.6 pts from target

NOT MEETING

no data prior year



- Meeting Target
- Not Meeting Target

**American Indian / Alaskan Native**

Insufficient Sample

**Asian**

Insufficient Sample

**Black / African American, 584 students**

**Score: 35.5 %**  
-7.0 pts from target

NOT MEETING

no data prior year



**Hispanic / Latino**

Insufficient Sample

**Multi Racial / Other**

Insufficient Sample

**Native Hawaiian / Pacific Islander**

Insufficient Sample

**White**

Insufficient Sample

**English Learners**

Insufficient Sample

**Students with IEPs, 100 students**

**Score: 18.0 %**  
-24.5 pts from target

NOT MEETING

no data prior year



**Economically Disadvantaged, 590 students**

**Score: 35.4 %**  
-7.1 pts from target

NOT MEETING

no data prior year



# Reading/ELA: Every Student Reads On or Above Grade Level

## Goal 2 - Reading Grade 3

School Code | 3314 School Name | West Oak Lane Charter School

**Goal 2:** The percentage of 3rd grade students who are proficient on the state ELA assessment will grow from 32.5% in August 2019 to 62.0% by August 2026

### PSSA ELA: % of Students Proficient or Advanced, Grade 3

**All Students, 112 students**

**Score: 22.3 %**



**2021-2022 Target: 39.3 %**

*-17.0 pts from target*

**2025-2026 Goal: 62.0 %**

*-39.7 pts from target*

NOT MEETING

no data prior year



- Meeting Target
- Not Meeting Target

**American Indian / Alaskan Native**

Insufficient Sample

**Asian**

Insufficient Sample

**Black / African American, 110 students**

**Score: 22.7 %**  
*-16.6 pts from target*

NOT MEETING

no data prior year



**Hispanic / Latino**

Insufficient Sample

**Multi Racial / Other**

Insufficient Sample

**Native Hawaiian / Pacific Islander**

Insufficient Sample

**White**

Insufficient Sample

**English Learners**

Insufficient Sample

**Students with IEPs**

Insufficient Sample

**Economically Disadvantaged, 112 students**

**Score: 22.3 %**  
*-17.0 pts from target*

NOT MEETING

no data prior year



# Math & Science: Every Student Performs On or Above Grade Level

## Goal 3 - Math Grades 3-8

School Code | 3314 School Name | West Oak Lane Charter School

**Goal 3:** The percentage of students in grades 3-8 who are proficient on the state Math assessment will grow from 21.6% in August 2019 to 52.0% by August 2026

### PSSA Math: % Students Proficient or Advanced, Grades 3-8

All Students, 586 students

Score: 6.5 %



2021-2022 Target: 28.7 %

-22.2 pts from target

2025-2026 Goal: 52.0 %

-45.5 pts from target

NOT MEETING

no data prior year



### PSSA Science

% of Students Proficient or Advanced in Science (Grades 4 and 8)

41.8 %

82 out of 196 students

American Indian / Alaskan Native

Insufficient Sample

Asian

Insufficient Sample

Black / African American, 580 students

Score: 6.4 %

-22.3 pts from target

NOT MEETING

no data prior year



Hispanic / Latino

Insufficient Sample

Multi Racial / Other

Insufficient Sample

Native Hawaiian / Pacific Islander

Insufficient Sample

White

Insufficient Sample

English Learners

Insufficient Sample

Students with IEPs, 97 students

Score: 4.1 %

-24.6 pts from target

NOT MEETING

no data prior year



Economically Disadvantaged, 586 students

Score: 6.5 %

-22.2 pts from target

NOT MEETING

no data prior year



# Climate, Culture & Opportunity

## Guardrail 1 - Welcoming and Supportive Schools

School Code | 3314 School Name | West Oak Lane Charter School

**Guardrail 1:** Every school will be a safe, welcoming and healthy place where our students, staff and community want to be and learn each day. This means that our schools will be: 1) environmentally safe and clean; and 2) spaces with inclusive climates that provide students with access to robust social, emotional, and mental health supports.

### School Climate Score

Score: 7.5



2021-2022 Target: 7.0  
0.5 pts above target

2025-2026 Goal: 7.0  
0.5 pts above target



### School Climate Survey

6.9/10  
Student Rating

9.2/10  
Parent Rating

7.1/10  
Teacher Rating

### School Instruction Score

Score: 7.6



2021-2022 Target: 8.0  
-0.4 pts from target

2025-2026 Goal: 8.0  
-0.4 pts from target



### School Instruction Survey

8.1/10  
Student Rating

7.5/10  
Parent Rating

7.3/10  
Teacher Rating

- Meeting Target
- Not Meeting Target

 **Not Applicable**



School Has at Least 2 Behavioral/Mental Health Support FTEs per 500 Students

# Climate, Culture & Opportunity

## Guardrail 1 - Welcoming and Supportive Schools

School Code | 3314 School Name | West Oak Lane Charter School

**Guardrail 1:** Every school will be a safe, welcoming and healthy place where our students, staff and community want to be and learn each day. This means that our schools will be: 1) environmentally safe and clean; and 2) spaces with inclusive climates that provide students with access to robust social, emotional, and mental health supports.

% of Students Attending at Least 95% of Instructional Days	% of Students Attending			
<p><b>All Students: 1,027 Students</b></p> <p><b>Score: 59.5 %</b></p>  <p>2021-2022 Target: 52.9 % 6.6 pts above target</p> <p>2025-2026 Goal: 60.0 % -0.5 pts from target</p> <p>MEETING <span style="margin-left: 150px;">no data prior year</span></p>	<p><b>Greater Than 95% of Instructional Days</b> <b>59.5 %</b></p>	<p><b>90-95% of Instructional Days</b> <b>21.7 %</b></p>		
<p><b>All Students: 1,027 Students</b></p> <p><b>Score: 81.2 %</b></p>  <p>2021-2022 Target: 82.3 % -1.1 pts from target</p> <p>2025-2026 Goal: 94.0 % -12.8 pts from target</p> <p>NOT MEETING <span style="margin-left: 150px;">no data prior year</span></p>	<p><b>Additional Metrics</b></p> <table border="0" style="width: 100%;"> <tr> <td style="width: 50%; text-align: center;"> <p><b>Not Applicable</b></p> <p><i>% of Teachers Attending at Least 95% of Work Days (Cumulative)</i></p> <p><b>Not Applicable</b></p> <p><i>% of Teachers Receiving a Proficient MMS Rating</i></p> </td> <td style="width: 50%; text-align: center;"> <p><b>Not Applicable</b></p> <p><i>Teacher Annual Retention</i></p> <p><b>Not Applicable</b></p> <p><i>% of Teachers Receiving a Distinguished MMS Rating</i></p> </td> </tr> </table>		<p><b>Not Applicable</b></p> <p><i>% of Teachers Attending at Least 95% of Work Days (Cumulative)</i></p> <p><b>Not Applicable</b></p> <p><i>% of Teachers Receiving a Proficient MMS Rating</i></p>	<p><b>Not Applicable</b></p> <p><i>Teacher Annual Retention</i></p> <p><b>Not Applicable</b></p> <p><i>% of Teachers Receiving a Distinguished MMS Rating</i></p>
<p><b>Not Applicable</b></p> <p><i>% of Teachers Attending at Least 95% of Work Days (Cumulative)</i></p> <p><b>Not Applicable</b></p> <p><i>% of Teachers Receiving a Proficient MMS Rating</i></p>	<p><b>Not Applicable</b></p> <p><i>Teacher Annual Retention</i></p> <p><b>Not Applicable</b></p> <p><i>% of Teachers Receiving a Distinguished MMS Rating</i></p>			

- Meeting Target
- Not Meeting Target

# Climate, Culture & Opportunity

## Guardrail 2 - Enriching and Well-rounded School Experiences

## Guardrail 3 - Partnering with Parents / Family Members

School Code | 3314 School Name | West Oak Lane Charter School

**Guardrail 2:** Every student will have a well-rounded education with co-curricular opportunities, including arts and athletics, integrated into the school experience.

**Guardrail 3:** Every parent and guardian will be welcomed and encouraged to be partners in their child's school community.

### % of Students Participating in Visual / Performing Arts

% of Students  
Participating in Visual /  
Performing Arts

99.1 %

927 out of 935 students

### School Relationship Score

Score: 7.8



2021-2022 Target: 8.0

-0.2 pts from target

NOT MEETING

no data prior year

### Additional Metrics

Not Applicable



School Has a SAC/Parent Advisory Group

Not Applicable



School Has a SAC/Parent Advisory Group That Meets Regularly

Not Applicable



Number of SAC/Parent Advisory Group Meetings

- Meeting Target
- Not Meeting Target

# Climate, Culture & Opportunity

## Guardrail 4 - Addressing Racist Practices

School Code | 3314 School Name | West Oak Lane Charter School

**Guardrail 4:** Our students' potential will not be limited by practices that perpetuate systemic racism and hinder student achievement.

